

PRODUCT DATA SHEET

ET1307 Suspended Torquemeter

Model Rating

Maximum Continuous Torque: 300Nm

Maximum Continuous Speed: 10000rpm

Shaft Rating Range 32Nm to 300Nm

Accuracy at Full Scale Torque 0.12% Application Dependant

Specification

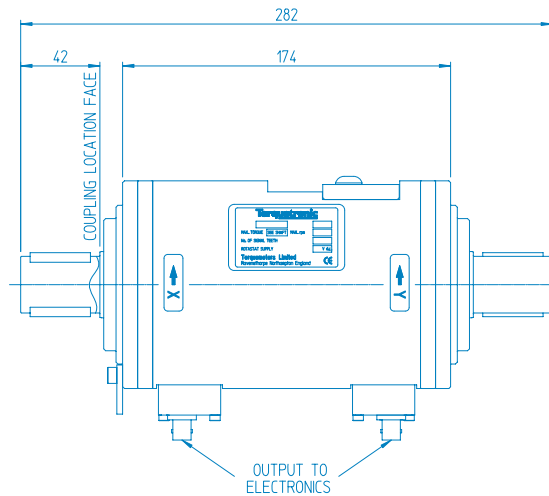
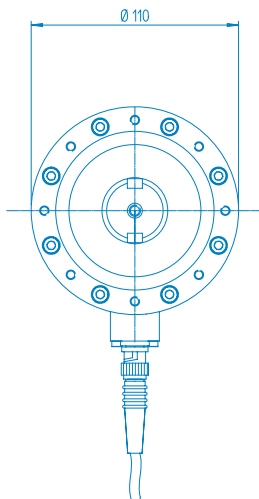
Number of Bearings	2
Bearing Temp. Monitoring	None
Bearing Lubrication Type	Grease
Accelerometer Mounting	None
Rotastat Voltage	See GDS01



Environment

Storage Temperature	-50 to 85°C
Operating Temperature	-20 to 80°C

Outline Drawing



Overall Weight 9kg

For more detail see drawings

INST02-1307-00	For installation drawing
02-1307-00	For itemized assembly drawing
E850001	For typical electrical connection drawing
03-1307-00	For drawing of optional calibration tooling



Torquemeters Limited

Ravensthorpe, Northampton, NN6 8ET, United Kingdom.
Telephone: +44 (0)1604 770232 Fax: +44 (0)1604 770778
email: info@torquemeters.com www.torquemeters.com

Coupling Specification

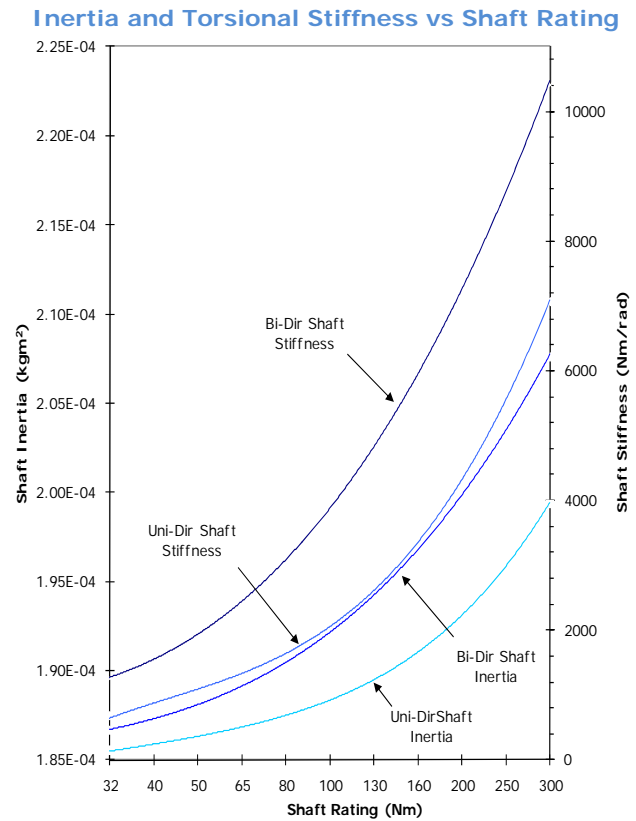
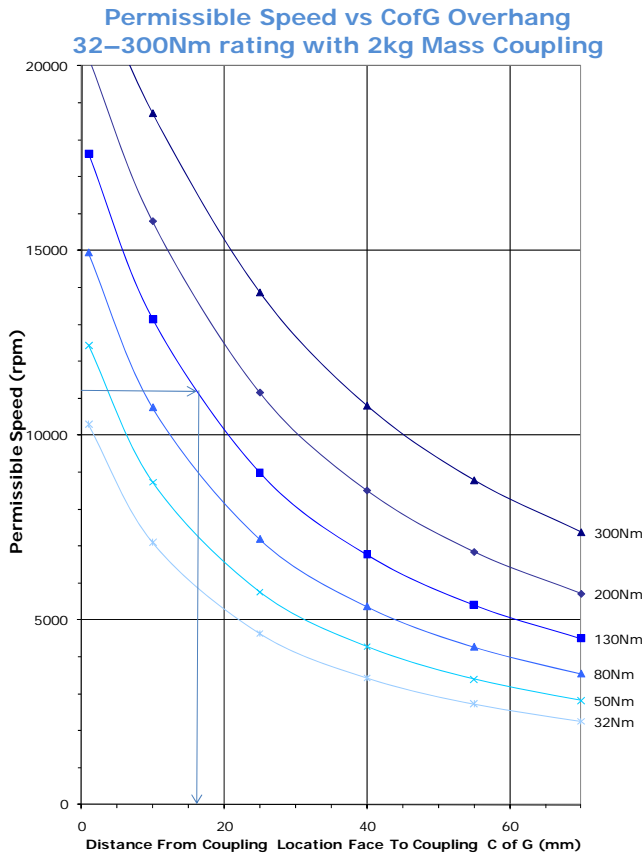
Shaft End Type	2off Opposite Shallow Keys
Nominal Size	Ø30mm

Bearing Lubrication Requirements

Lubrication type	Semi Synthetic Grease
Grease type	Shell Nerita HV Grease
Grease quantity	1.3 ml

Cartridge Style

ET1307 supplied as a non cartridge style torque meter, refer to GDS01 Sheet Section 3



For a different coupling mass (m_c) the permissible speed (Nc_c) is factored as follows:

$$Nc_{0.5kg} = Nc_c \sqrt{\frac{m_c}{2.0}}$$

Example:

Application max speed 10000rpm
Torsion shaft rating 130Nm
Estimated coupling mass 2.5kg

$$Nc_{0.5kg} = 10000 \sqrt{\frac{2.5}{2.0}} = 11180rpm$$

The max allowable coupling C of G from location face read off chart is 16mm.

Note: Bi-directional ET's can run heavier couplings, contact Torquemeters for further details.

Please refer to Technical Data Sheet (TDS01) for details of Torquetronic Torquemeter phase shift system.
Please refer to Generic Data Sheet (GDS01) for details of Torquemeter options.