

PRODUCT DATA SHEET

ET2700 Low Speed Torquemeter

Model Rating

Maximum Continuous Torque: 7000Nm


Maximum Continuous Speed: 5500rpm

Shaft Rating Range 700Nm to 7000Nm

Accuracy at Full Scale Torque 0.12% Application Dependant

Specification

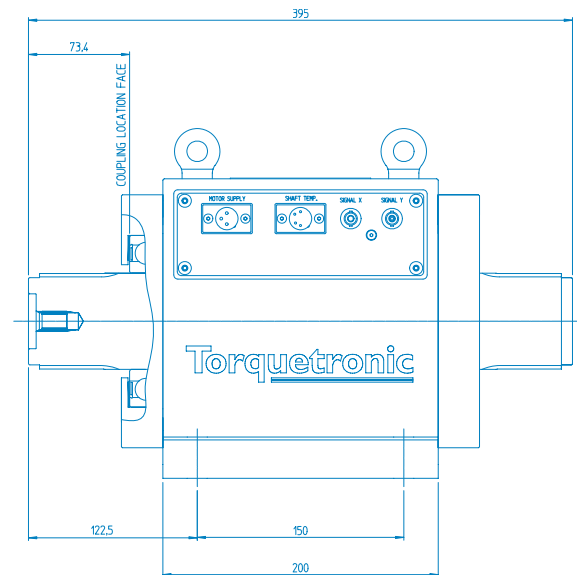
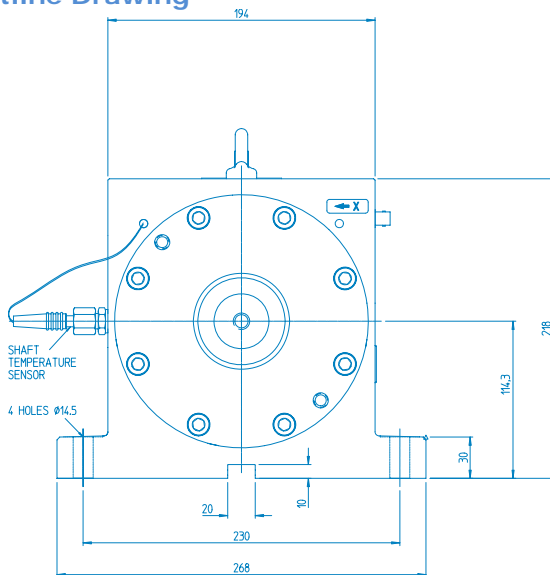
Number of Bearings	2
Bearing Temp. Monitoring	None
Bearing Lubrication Type	Grease
Accelerometer Mounting	None
Rotastat Voltage	See GDS01



Environment

Storage Temperature	-50 to 85°C
Operating Temperature	-20 to 80°C

Outline Drawing



Overall Weight 35kg

For more detail see drawings

INST02-2700-00	For installation drawing
02-2700-00	For itemized assembly drawing
E850001	For typical electrical connection drawing
03-2700-00	For drawing of optional calibration tooling

Coupling Specification



Torquemeters Limited

Ravensthorpe, Northampton, NN6 8ET, United Kingdom.

Telephone: +44 (0)1604 770232 Fax: +44 (0)1604 770778

email: info@torquemeters.com www.torquemeters.com

Torquemeters LIMITED
high performance test & measurement systems

Shaft End Type	Splined DIN 5480 – 70 x 2.5 x 26 x 7H 8f
Nominal Size	70mm

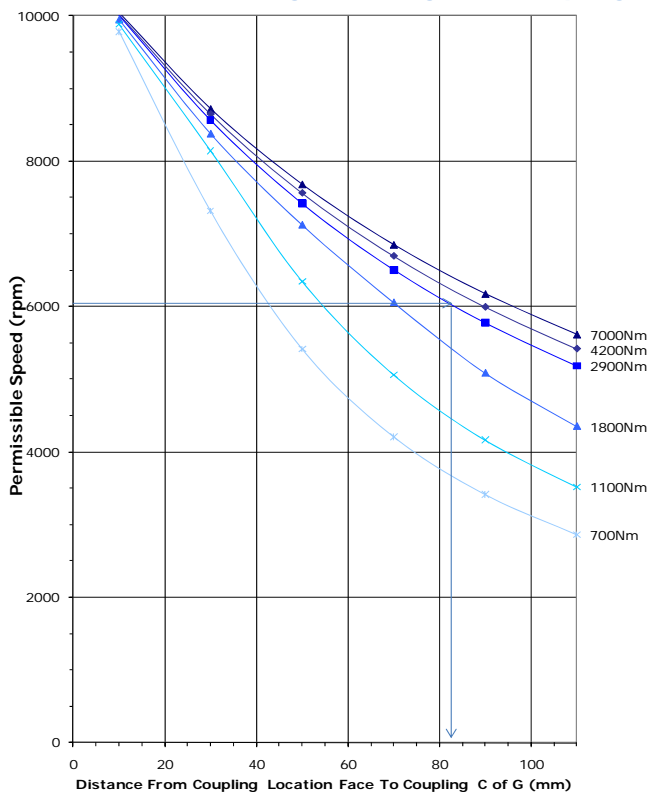
Bearing Lubrication Requirements

Lubrication type	Semi Synthetic Grease
Grease type	Shell Nerita HV Grease
Grease quantity	9.5ml

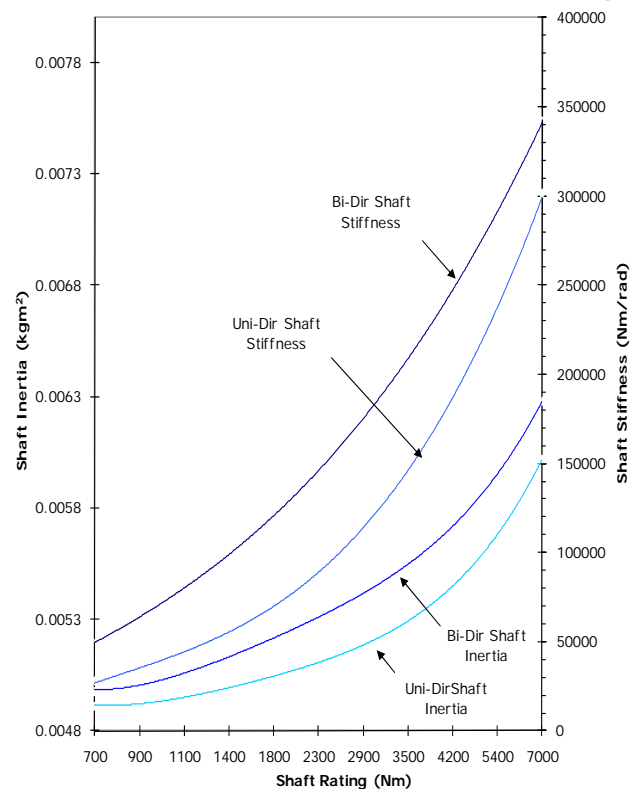
Cartridge Style

ET2700 supplied as a non cartridge style torque meter, refer to GDS01 Sheet Section 3

Permissible Speed vs CofG Overhang
700–7000Nm rating with 25kg Mass Coupling



Inertia and Torsional Stiffness vs Shaft Rating



For a different coupling mass (m_c) the permissible speed (N_{c_c}) is factored as follows:

$$N_{c_{0.5kg}} = N_{c_c} \sqrt{\frac{m_c}{25.0}}$$

Example:

Application max speed 5500rpm
Torsion shaft rating 2900Nm
Estimated coupling mass 30.0kg

$$N_{c_{0.5kg}} = 5500 \sqrt{\frac{30.0}{25.0}} = 6025rpm$$

The max allowable coupling C of G from location face read off chart is 83mm.

Note: Bi-directional ET's can run heavier couplings, contact Torquemeters for further details.

Please refer to Technical Data Sheet (TDS01) for details of Torquetric Torquemeter phase shift system.
Please refer to Generic Data Sheet (GDS01) for details of Torquemeter options.